

*This worksheet is hyper-linked, click on **bold text** to access*

SCIENCE

TECH

ENGINEER

ART

MATH

1 **Experiment:** Using tea bags or coffee grounds, brew one sample in cold water, and one in hot water. You can use **this worksheet**.




2 **Watch this video** about how to build a sculpture. Then write your own instruction list for how to make pizza or cookies. Be sure to list each step in order.




3 **Watch this video** about designing paper boats. Now it's your turn to design your own paper boat! Test out your boat and record how much weight it could hold.

By Girls Do STEAM






4 **Watch this video** about the art in maps. It's your turn to design your own map. Make a map of your room, house, apartment, park, etc.






5 **Watch this video** about a swingset. Now you create your own questions about a different part of the playground. **Click here** for the worksheet.




6 **Watch this video** about plant symmetry. Then find at least 3 plants and decide if they are symmetrical or not.

7 Use a camera to take photos of at least 2 things that are technology but are NOT devices. (No phones or computers) Why do you think these objects are technology?

8 **Watch this video** about gears. Using a phone or camera, take a photo of an object that uses gears.




9 Take a photo of any parts of a plant - roots, leaves, wood, knots, flowers, fruit, etc. Then, write a short story or poetry inspired by your photograph. **Refer to page 17 of this PDF.**




10 **Watch this video** about estimating the number of books on library shelves. Find out how many books are in your space. Do this without counting each one!